


# SI-X



**SI-X™ Series**

**SI-10X  
SI-12X  
SI-15X  
SI-28X  
SI-12BX  
SI-15BX  
SI-18BX**

# SI-X™ Series

## TABLE OF CONTENTS

### Page

### Important Warnings & Safety Instructions

2.....	Introduction/ Overview
2.....	What about the SI-X™ Series?
3.....	Features
4.....	Setting up/ Speaker Placement
5.....	Connections/ Wiring
6.....	Specifications
7.....	Dimensional Drawings - SI-10X
8.....	Dimensional Drawings - SI-12X
9.....	Dimensional Drawings - SI-15X
10.....	Dimensional Drawings - SI-28X
11.....	Dimensional Drawings - SI-12BX/ 15BX
12.....	Dimensional Drawings - SI-18BX
13.....	Warranty

# SI-X<sup>TM</sup> Series

## IMPORTANT WARNINGS & SAFETY INSTRUCTIONS

**1. READ ALL INSTRUCTIONS** carefully and become familiar with the features and functions of these products before operating them.

**2. RETAIN THESE INSTRUCTIONS** for future reference.

**3. COMPLY WITH ALL WARNINGS** – All warnings and instructions for this product should be adhered to.

**4. USE WITH AMPLIFIERS** – In order to avoid damage to drivers and other equipment, it is advisable to establish and follow a routine for powering up and powering down a sound system. With all system components connected, turn on source equipment (mixers, signal processors, record and playback units, etc.) **BEFORE** powering up amplifiers. Transient voltages from powering up source equipment can damage speakers if amplifiers are already turned on. Make sure that amplifier volumes are set to their minimum settings and power up any system amplifiers **LAST**. It is recommended that all system components be allowed to stabilize for several seconds before any source signals are introduced or level setting adjustments are made. Similarly, when shutting systems down, turn all amplifiers off first, before powering down any other system components.

**5. CABLES** – Do not use shielded or microphone cables for connection between amplifiers and speakers. Use only approved speaker cables with proper connectors.

**6. RIGGING – SUSPENDING – MOUNTING** – Rigging, suspending and mounting of these speaker systems can expose members of the public to serious health risks and even death. **UNDER NO CIRCUMSTANCES ATTEMPT TO RIG, SUSPEND OR OTHERWISE MOUNT THESE SPEAKERS UNLESS YOU ARE FULLY QUALIFIED AND CERTIFIED TO DO SO BY RELEVANT LOCAL, STATE AND NATIONAL AUTHORITIES. ALL RELEVANT SAFETY REGULATIONS MUST BE FOLLOWED. IF YOU ARE NOT PROPERLY QUALIFIED OR DO NOT KNOW OF PERTINENT REGULATIONS, CONSULT QUALIFIED PERSONNEL FOR ADVICE.**

**7. CAUTION** – These professional loudspeaker systems are capable of generating very high sound pressure levels. Use care with placement and operation to avoid exposure to excessive volume levels. Permanent hearing damage can result when operated to extreme levels.

**8. SERVICE** – There are no user serviceable parts inside this product. Users should not attempt to service this product. Warranty nullification could result if this is attempted.

# SI-X™ Series

## INTRODUCTION

### Thank You

Wharfedale **SI-X™** Series loudspeakers are the result of many years of experience in the use, design and manufacturing of professional loudspeaker products. We take great pride in engineering and building every Wharfedale Pro loudspeaker and wish to thank you for entrusting us with your sound.

From the time Gilbert Briggs built his first loudspeaker in 1932, to the present, Wharfedale Loudspeakers have maintained the same standard of quality in components, workmanship and performance. Actually, Wharfedale is one of a few present day manufacturers that design, engineer and build all of their own transducers.

Please take a few minutes to read this manual completely in order to ensure that you get the most out of your **SI-X™** Series Loudspeaker system.

### SI-X™ SERIES OVERVIEW:

The SI-X™ Series are powerful, accurate, high quality loudspeaker systems with low distortion that were designed to deliver high quality sound for the best value. From the SI-10X to the SI-15X plus three high power subs, you have what it takes to assemble the system that your music deserves.

An important factor in loudspeakers is the smoothness of the sound coverage. Many speakers that may sound acceptable in the horizontal plane have problems in the vertical plane. The SI-X™ speakers exhibit very smooth and well-behaved sound dispersion characteristics in both the horizontal and vertical planes making positioning and set-up less critical. Everyone in the room will hear the same quality sound. Because of the multi-faceted cabinet design, the SI-X speakers can be positioned on the floor as a stage monitor or mounted on a wall or ceiling (using the U-shaped brackets included with the speaker).

The SI-X™ Series rugged cabinets feature 20 x M8 threaded inserts to facilitate the safe installation of the loudspeaker. See pages 7 and 8 for details on the configuration of the M8 inserts.

### WHAT ABOUT THE SI-X SERIES?

Wharfedale SI-X™ Series foreground/back-ground music and sound reinforcement speakers are designed for demanding professional installations, i.e. venues as diverse as live performance halls, airports, houses of worship, schools, retail shops, restaurants and public houses.

The SI-X™ Series loudspeakers are high quality speaker systems designed to provide the best sound in a powerful, feature laden, easy to use package. They are designed to provide transparent and accurate sound reproduction or reinforcement. The 25.4mm (1") Titanium high frequency drivers project crystal clear high frequencies. A proprietary 70° x 70° High Frequency Horn delivers the high frequencies in a well defined, even coverage pattern. Dynamic passages, such as the crack of a snare drum or the report of a cannon, come through just like the real thing.



# SI-X™ Series

## FEATURES

- ❖ 2-way reflex systems
- ❖ Folded horn and Direct Radiating subwoofers
- ❖ 25.4mm Titanium high frequency compression drivers
- ❖ Low distortion, high power woofers
- ❖ 70° x 70° High Frequency Horn
- ❖ **Multifaceted 40°/ 50°** durable MDF enclosure
- ❖ Twenty (20) M8 hanging points to facilitate safe rigging
- ❖ NL4 & Barrier Strip speaker inputs for flexibility
- ❖ U-shaped steel mounting bracket included

# SI-X™ Series

## SETTING UP/ SPEAKER PLACEMENT

The uniform dispersion of the **SI-X™** Series makes it easy to position the speakers where you need them, rather than trying to rearrange the room to accommodate the sound system. And the multi-faceted cabinet with mounting hardware makes the job of installing the speakers that much easier. For the best coverage and highest quality sound, the speakers should be located above head level.

You don't think you are getting all the bass you need? The SI-X series has three (3) subs can help: SI-12BX & SI-15BX are folded horns that give you the lowest frequencies and the punch you need. The SI-18BX is a straight forward, no nonsense 18-inch bass reflex subwoofer with exceptional low frequency response.

## CONNECTIONS/ WIRING

Connecting the **SI-X™** Series to your system is easy. The rear panel includes two (2) parallel NL4 and a barrier strip connector. Run your speaker wires from your amplifier to the speaker; you can use either input connector. Use the correct gauge of stranded insulated speaker cable according to the power handling ability of your **SI-X™** Series cabinet. It is always advisable to use heavier gauge (lower number) cables on longer runs. Be sure to connect your speakers in proper polarity (what many refer to erroneously, as phase). This means that in normal operation, connect one end of the same wire to the + or Red terminal on the amplifier and the other end to the +1 or '+' terminal of the barrier strip on the speaker. The other wire is connected to the -1 pin on the NL4 or the '-' (negative) terminal on the barrier strip.

If you are using the SI-12BX, SI-15BX or the SI-18BX subwoofers, you must use an external crossover; passive or active. See the frequency response data for each model in the SPECIFICATIONS section of this manual on the following page. You will need to use another amplifier – one channel for the mid/high speaker (high pass) and another channel for the low pass (subwoofer).

Generally speaking, electronic crossovers using 24 db/octave Linkwitz Riley filters is a good beginning. For example: to use the SI-15BX with the SI-15X, set the low pass output to 250 Hz and the High Pass to 250Hz. Consult the Crossover manual (such as Wharfedale WPG-202) for details on setting the crossover parameters.

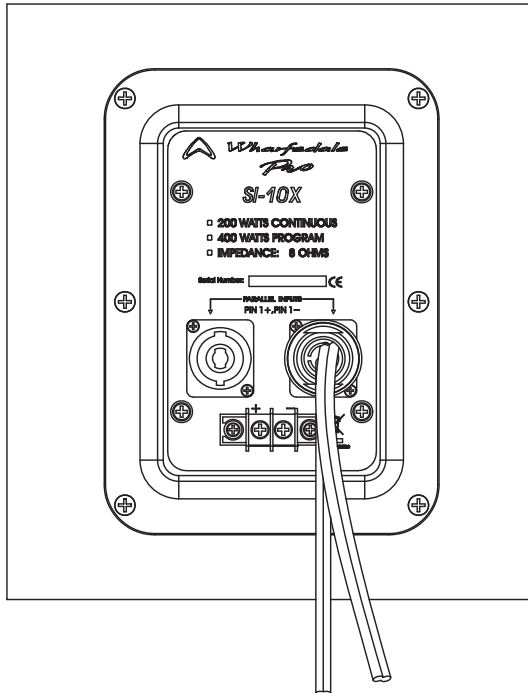
## Connections to Subwoofers

Your Si-X™ Subwoofers are intended to be used with full electronic crossovers.

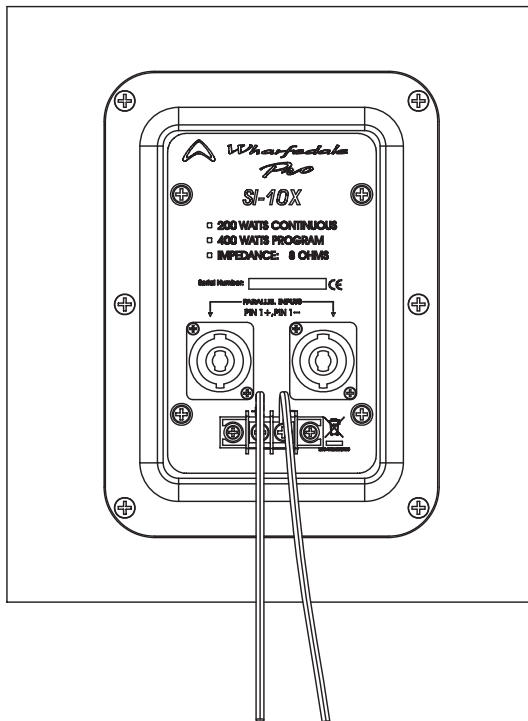
Note - There are No Low Pass or Hi-Out crossovers in the subwoofers.

We recommend the use of our electronic crossover WPG-202 or similar as required.

# SI-X™ Series



**SPEAKON CONNECTION**



**BARRIER STRIP CONNECTION**

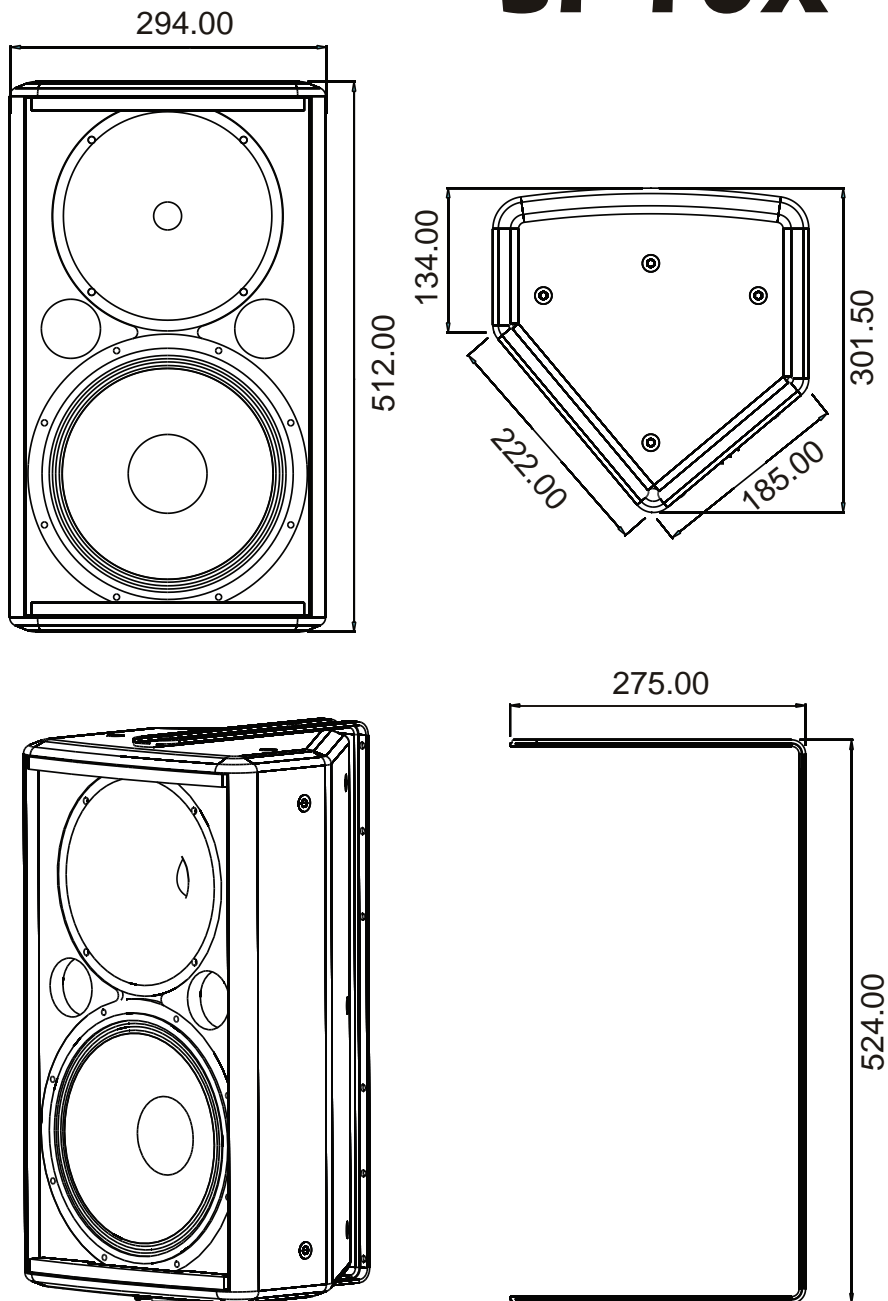
SPECIFICATIONS	SI-10X	SI-12X	SI-15X	SI-28X	SI-12BX	SI-15BX	SI-18BX
<b>Loudspeaker Type:</b>	10" 2-way	12" 2-way	15" 2-way	2 x 8" quasi 3-way	12" horn loaded subwoofer	15" horn loaded subwoofer	18" Subwoofer
Frequency Response (+/-3dB):	60 - 20kHz	60 - 20kHz	50 - 20kHz	60 - 20kHz	40 - 250Hz	38 - 220Hz	35 - 200Hz
Sensitivity (1W@1M):	93 dB	96dB	97dB	91dB	101dB	105dB	99dB
Peak SPL:	121dB	126dB	129dB	121dB	132dB	138dB	134dB
HF Coverage (H x V):	70° x 70°	70° x 70°	70° x 70°	70° x 70°			
System Impedance:	full range:8Ω	full range:8Ω	full range:8Ω	full range:4Ω	full range:4Ω/8Ω	full range:4Ω/8Ω	full range:4Ω/8Ω
<b>POWER (WATTS)</b>							
Continuous:	200W	250W	400W	250W	300W	450W	800W
Music:	400W	500W	800W	500W	600W	900W	1600W
Peak:	800W	1000W	1600W	1000W	1200W	1800W	3200W
<b>LF DRIVER</b>							
Size:	254mm/10"	304.8mm/12"	381mm/ 15"	203.2mm/ 8"	304.8mm/12"	381mm/ 15"	457mm/ 18"
Coil Size:	38.9mm/ 1.5"	64.3mm/ 2.5"	77.1mm/ 3.0"	51.6mm/ 2.0	102mm / 4.0"	102mm / 4.0"	102mm / 4.0"
<b>HF DRIVER/ HORN</b>							
Driver Type:	Compression Driver	Compression Driver	Compression Driver	Compression Driver			
Coil Size:	44mm/1.75"	44mm/1.75"	44mm/1.75"	44mm/1.75"			
Exit Size:	25mm/1"	25mm/1"	25mm/1"	25mm/1"			
Diaphragm Material:	Titanium	Titanium	Titanium	Titanium			
Horn Type:	Round	Round	Round	Round			
Throat Size:	25mm/1"	25mm/1"	25mm/1"	25mm/1"			
<b>CROSSOVER</b>							
Frequency	2.5KHz	2.4KHz	2.5KHz	2.6KHz			
<b>ENCLOSURE</b>							
Shape/ Material:	40°/50° monitor/ MDF	40°/50° monitor/ MDF	40°/50° monitor/ MDF	40°/50° monitor/ MDF	Rectangle/ MDF	Rectangle/ MDF	Cube/ MDF
Rigging:	(20) M8 rigging points + wall-mount bracket	(20) M8 rigging points + wall-mount bracket	(20) M8 rigging points + wall-mount bracket	(20) M8 rigging points + wall-mount bracket			
Handles	No	No	No	No	No	No	No
<b>INPUT PANEL</b>							
Input Connectors:	2 x NL4 /Barrier Strip	2 x NL4 /Barrier Strip	2 x NL4 /Barrier Strip	2 x NL4 /Barrier Strip	2 x NL4 /Barrier Strip	2 x NL4 /Barrier Strip	2 x NL4 /Barrier Strip
<b>DIMENSIONS/WEIGHT</b>							
Dimensions (H x W x D)/MM:	512 x 294 x 310mm 20.2" x 11.6" x 12.2"	562 x 344 x 333mm 22.1" x 13.5" x 13.1"	640 x 422 x 396mm 25.2" x 16.6" x 15.6"	675 x 250 x 300mm 26.6" x 9.8" x 11.8"	302 x 650 x 545mm 11.9" x 25.6" x 21.5"	266 x 850 x 670mm 10.5" x 33.5" x 26.4"	620 x 537 x 508mm 24.4" x 21.1" x 20.0"
Net Weight:	13.6kg / 29.9lbs	16.7kg / 36.7lbs	22kg / 48.4lbs	17.8kg / 39.2lbs	37.7kg / 82.9lbs	44.6kg / 98.1lbs	35.5kg / 78.1lbs
Gross Weight:	17kg / 37.4lbs	20kg / 44lbs	25kg / 55lbs	21kg / 46.24lbs	44kg / 96.8lbs	53kg / 116.6lbs	44kg / 96.8lbs

\*Features, details and specifications subject to change without notice

# SI-X™ Series

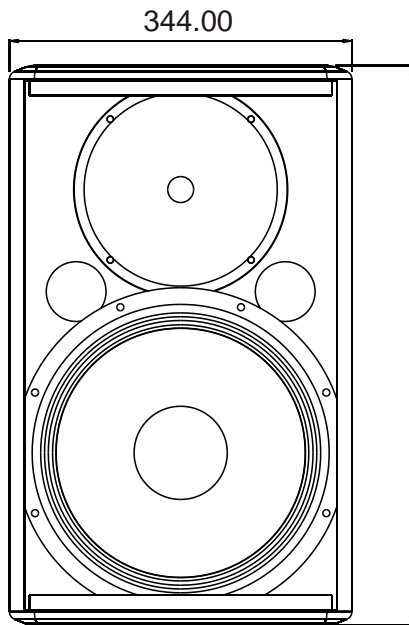
## Dimensions

### SI-10X


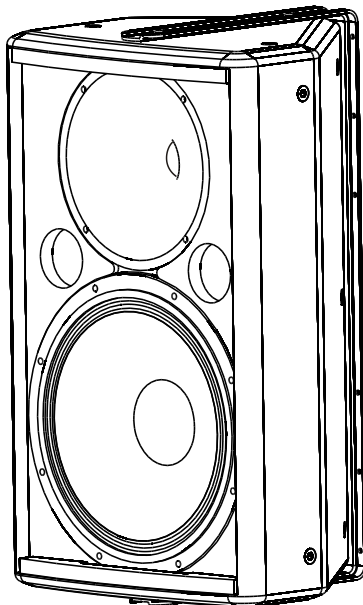
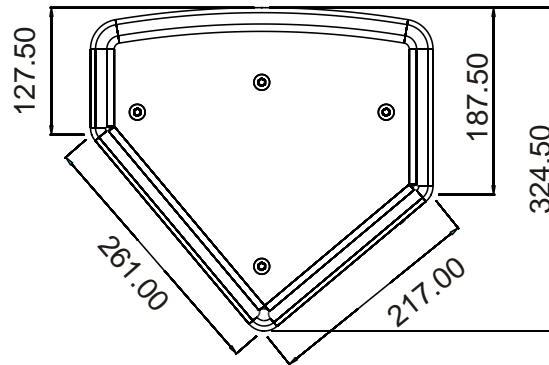


# SI-X™ Series

## Dimensions





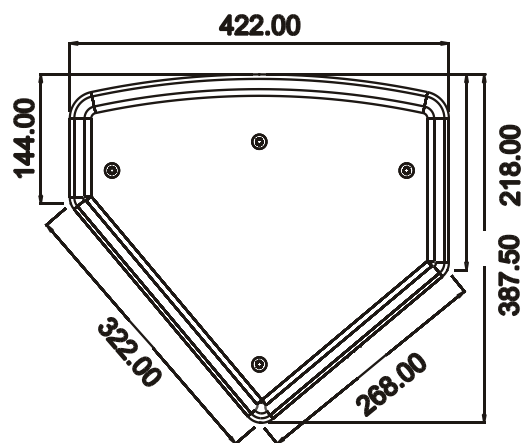
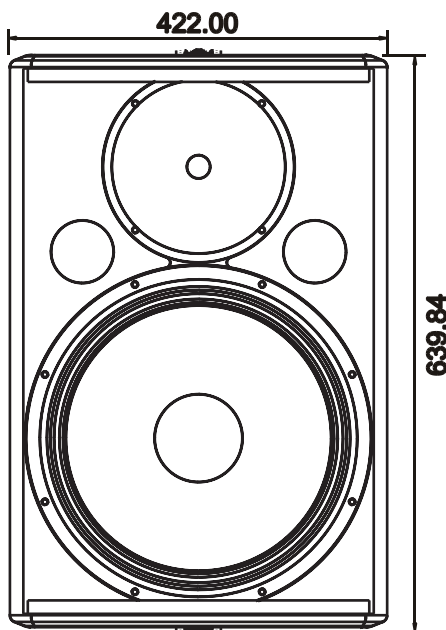
## SI-12X



# SI-X™ Series

## Dimensions

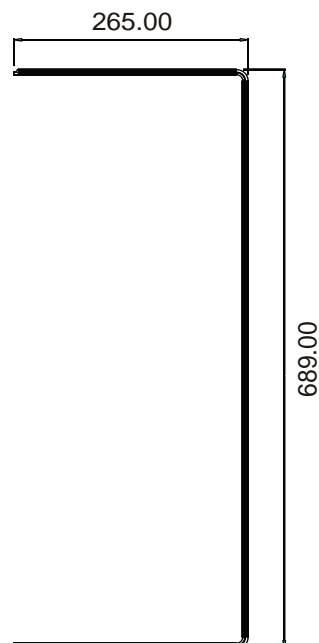
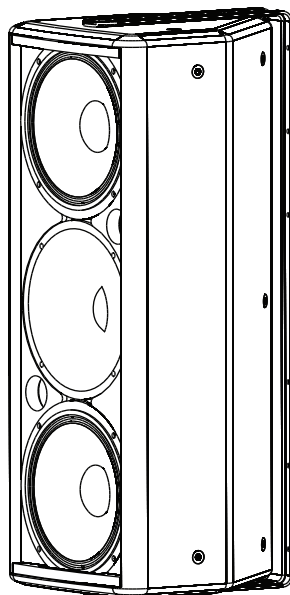
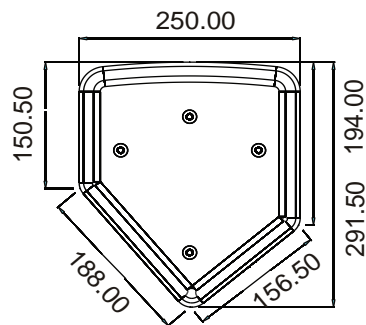
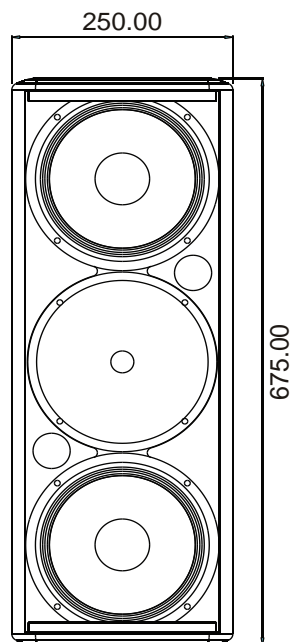
### SI-15X



# SI-X™ Series

## Dimensions

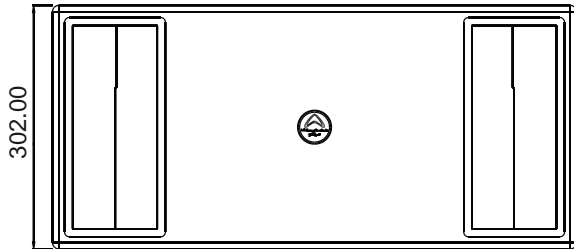

### SI-28X



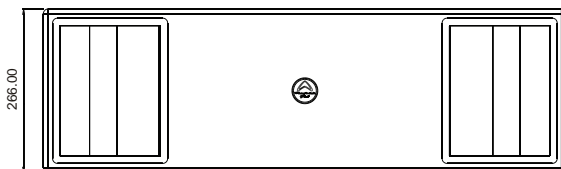
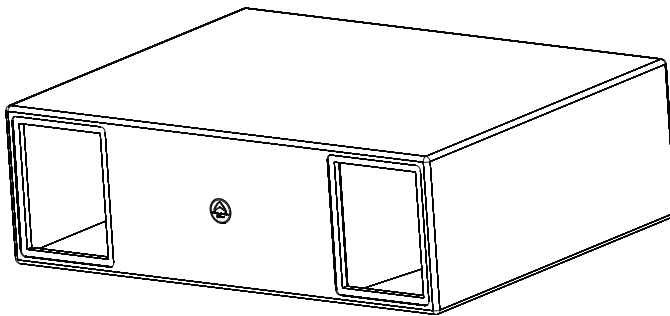
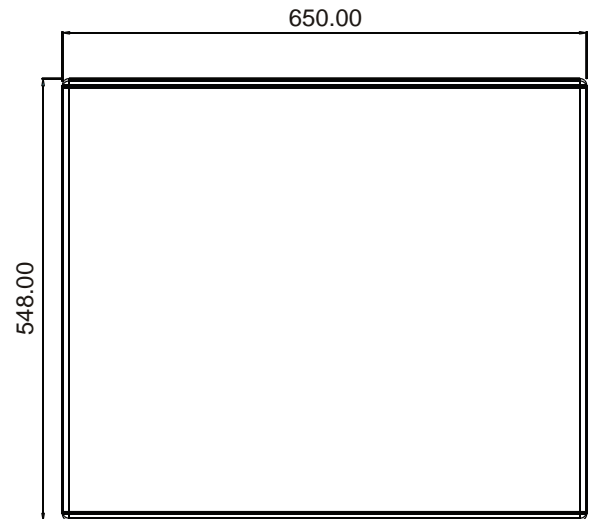


# SI-X™ Series

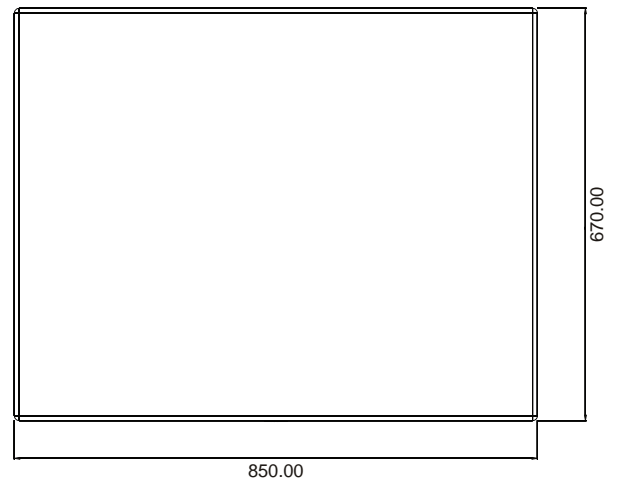
## Dimensions



## SI-12BX



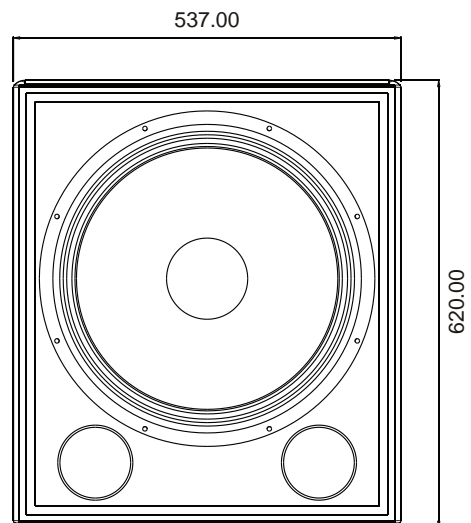

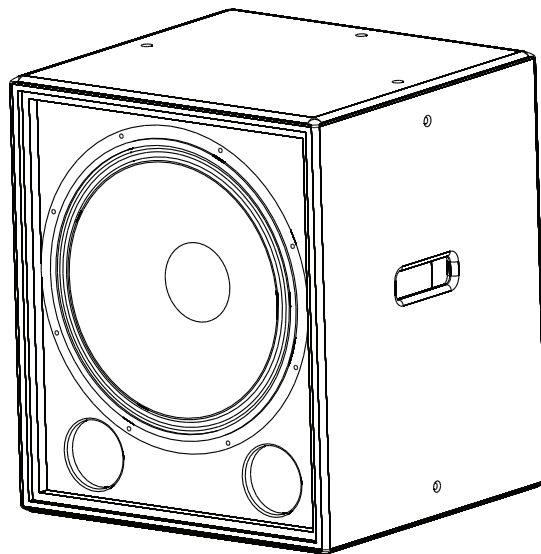
## SI-15BX



# SI-X<sup>TM</sup> Series

## Dimensions

### SI-18BX



# SI-X™ Series

## WHARFEDALE PRO LIMITED WARRANTY

Wharfedale Pro SI-X™ Series speakers are warranted of manufacturing or material defects for a period of one year from the original date of purchase. In the event of malfunction, contact your authorized Wharfedale Pro dealer or distributor for information.

\*Be aware that warranty details may differ from country to country. Contact your dealers or distributor for information. These terms do not infringe your statutory rights





Wharfedale International LTD.  
IAG HOUSE  
Sovereign Court, Ermine Business Park  
Huntingdon, Cambs,  
PE29 6XU, England

[www.wharfedalepro.com](http://www.wharfedalepro.com)

IAG Professional reserves the right to alter or improve  
specifications without notice  
All rights reserved © 2007 Wharfedale Pro  
Wharfedale Pro is a member of the International Audio Group (IAG)