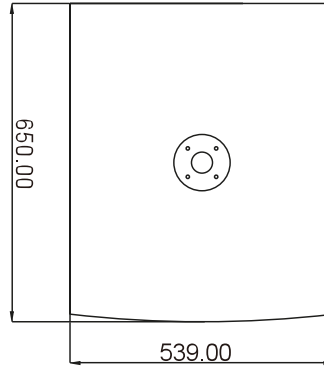
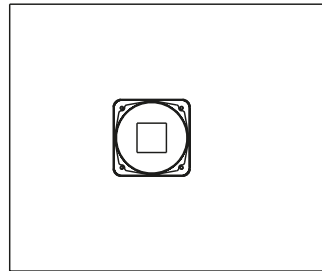


Wharfedale
Pro

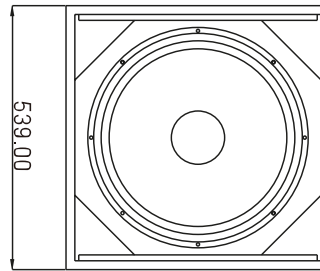
MODEL : **DELTA X18B**



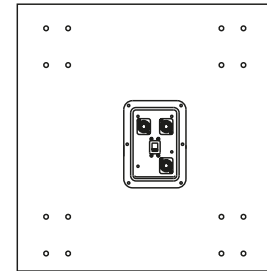
TOP VIEW




SIDE VIEW



FRONT VIEW



REAR VIEW



System Type	Passive
Configuration	Subwoofer
Frequency Response (+/-3dB)	38-1.5KHZ(BI-AMP)
Frequency Range (- 10 dB)	30-1.5KHZ
Sensitivity (2.83v/1m)	99dB
Calculated Maximum SPL @1m	134dB
System Rated Impedance	8Ω or 4Ω
Low Frequency Transducer	
Size	470mm / 18"
Voice Coil Size	102mm / 4"
Rated Impedance	8Ω or 4Ω
LF Power (re:AES2-2012)	800W
High Frequency Transducer	
HF Driver Type	-
Voice Coil Size	-
Exit Size	-
Diaphragm Material	-
Rated Impedance	-
HF Power (re:AES2-2012)	-
Nominal Coverage (H x V)	-
Power	
System Continuous Power	800W
System Programme Power	1600W
System Peak Power	3200W
Crossover frequency	-
Input Connector	2 x NL4 (speakON Compatible)
Hardware	
Pole Mount	35mm
Handles	2 on Sides
Rigging points	-
Enclosure Material	15mm Plywood
Finish	black paint
Grille Material & Finish	1.5 mm Steel Black
Dimensions - Unpacked	
Height	539mm / 21.2"
Width Front	539mm / 21.2"
Width Rear	539mm / 21.2"
Depth	650mm / 25.6"
Dimensions - Packed	
Height	624mm / 24.6"
Width Front	611mm / 24.1"
Width Rear	611mm / 24.1"
Depth	722mm / 28.4"
Weight	
Net Weight (kg / lbs)	37.3kg / 82.06lbs
Gross Weight (kg / lbs)	43.2kg / 95.04lbs