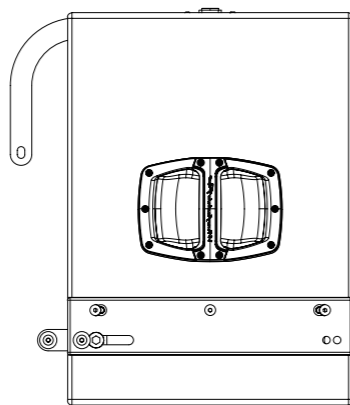
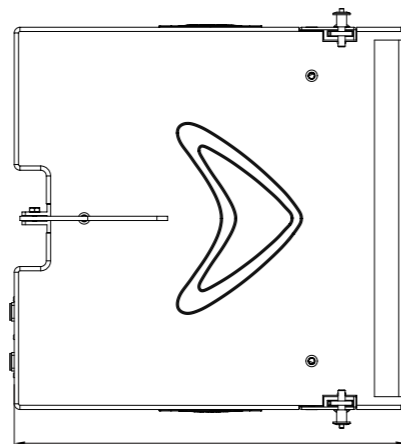




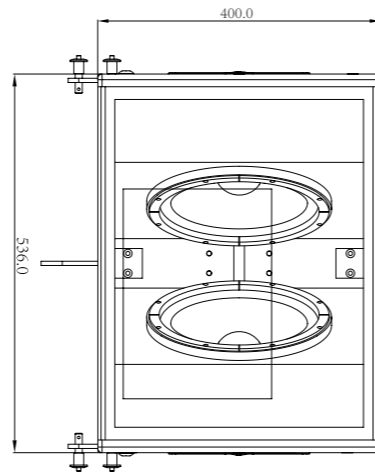
MODEL : **WLA-25SUB**



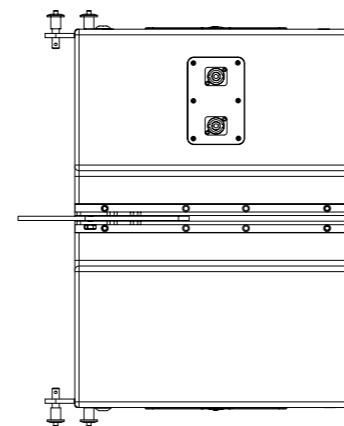
SIDE VIEW



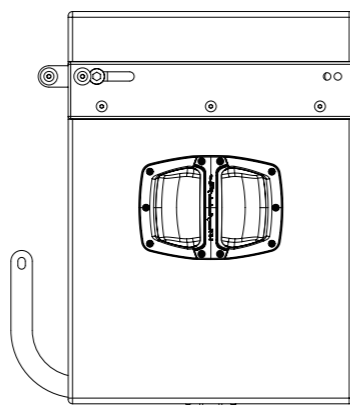
TOP VIEW



FRONT VIEW



REAR VIEW



SIDE VIEW

System Type	Passive
Configuration	2 x 10" subwoofer
Frequency Response (+/-3dB)	56Hz-1.5kHz
Frequency Range (- 10 dB)	56Hz-2.0kHz
Sensitivity (2.83v/1m)	107dB
Calculated Maximum SPL @1m	141dB
System Rated Impedance	4Ω
Low Frequency Transducer	
Size	2 x 254mm / 10"
Voice Coil Size	65.5mm / 2.5"
Rated Impedance	8Ω
LF Power (re:AES2-2012)	2 x 350W
High Frequency Transducer	
HF Driver Type	-
Voice Coil Size	-
Exit Size	-
Diaphragm Material	-
Rated Impedance	-
HF Power (re:AES2-2012)	-
Nominal Coverage (H x V)	-
Power	
System Continuous Power	700W
System Programme Power	1400W
System Peak Power	2800W
Crossover frequency	-
Input Connector	2 x speakON compatible
Hardware	
Enclosure	Integral, non adjustable
Enclosure	
Enclosure Material	15mm,18mm Plywood
Finish	Rhino Black or white paint
Grille Material & Finish	Steel
Dimensions - Unpacked	
Height	536mm / 21.10"
Width Front	400mm / 15.74"
Width Rear	400mm / 15.74"
Depth	550mm / 21.65"
Dimensions - Packed	
Height	610mm / 24.01"
Width Front	470mm / 18.50"
Width Rear	470mm / 18.50"
Depth	596mm / 23.46"
Weight	
Net Weight (kg / lbs)	37kg / 81.57lbs
Gross Weight (kg / lbs)	39.5kg / 87.08lbs

